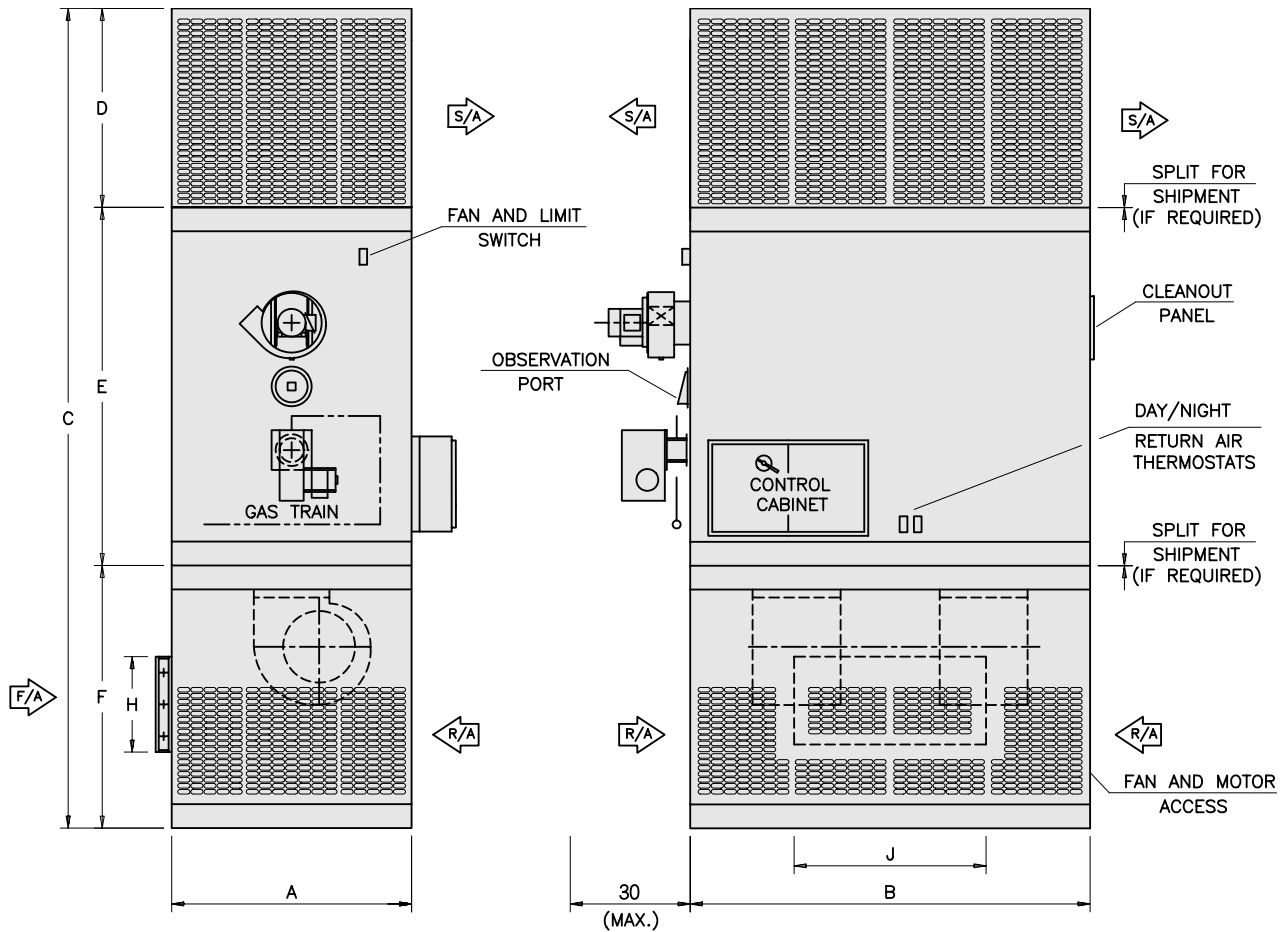


DAT Series Air Turnover Systems

Forward Curved Fan Units



DIMENSIONS

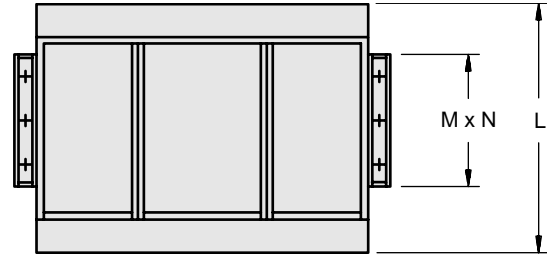
DAT Model	Dimensions, Inches								Weight lbs.
	A	B	C	D	E	F	H	J	
75	48	76	143	29	60	54	18	24	3500
100	48	100	165	39	60	66	18	48	4700
175	60	100	184	43	69	72	24	48	5400
250	60	124	213	54	81	78	24	72	7300
300	72	148	227	62	81	84	24	96	9100
400	72	172	248	64	92	92	24	120	11,600
600	96	196	276	68	106	102	30	120	16,400

All weights are approximate. In order to maintain our policy of continuous product improvement, we reserve the right to change dimensions without notice.

Forward Curved Fan Unit Options

MIX BOX

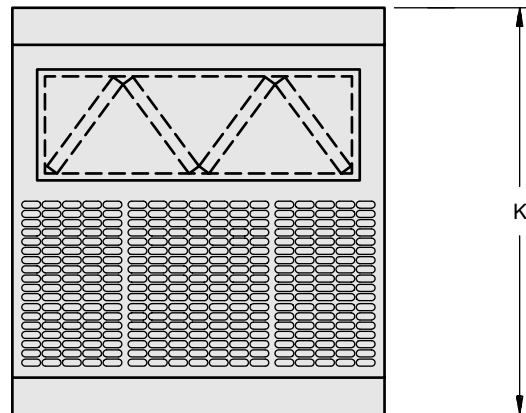
DAT Model	Dimensions, Inches			Weight lbs.
	L	M	N	
75	30	18	72	700
100	42	30	96	900
175	48	36	96	1100
250	54	42	120	1400
300	54	42	144	1600
400	54	42	168	1800
600	66	54	192	2500



V-BANK FILTER INLET BOX

DAT Model	K In.	Filter Qty.	Face Area Ft. ²	Weight lbs.
75	68	9	36	700
100	74	16	64	900
175	74	20	80	1000
250	85	25	100	1300
300	85	30	120	1700
400	92	35	140	2000
600	98	48	192	2500

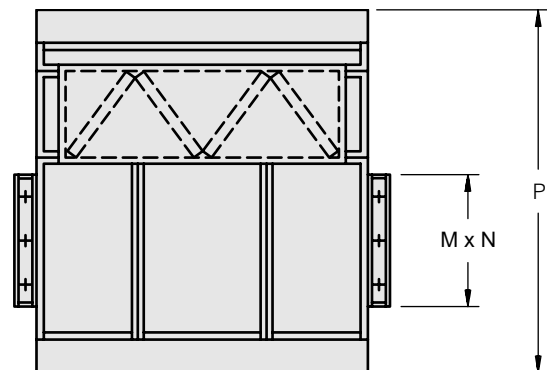
All filters are 24" x 24" x 2".



V-BANK FILTER MIX BOX

DAT Model	Dimensions, Inches			Weight lbs.
	P	M	N	
75	60	18	72	1000
100	74	30	96	1400
175	80	36	96	1600
250	85	42	120	2000
300	85	42	144	2300
400	85	42	168	2600
600	96	54	192	3400

Filters are as outlined in V-bank Filter Inlet Box.



The above sections are located below the fan section.
 Outside Air Intake Collar and Height Extensions are also available with FC fans.
 See Options With Propeller Fans.